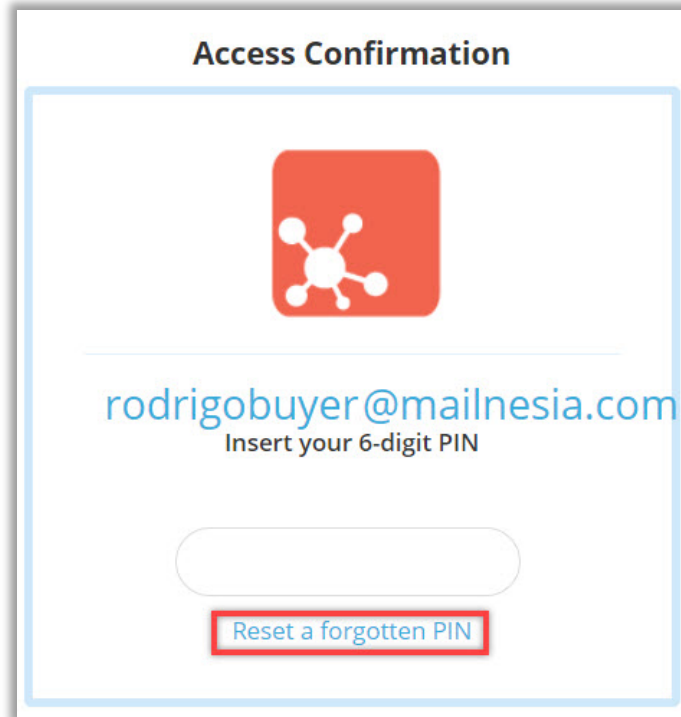


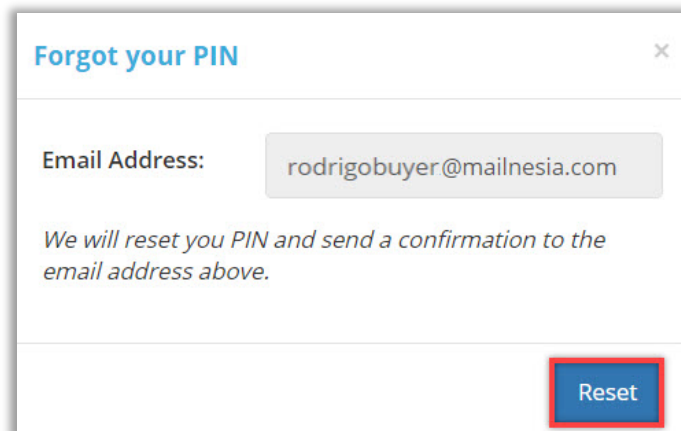


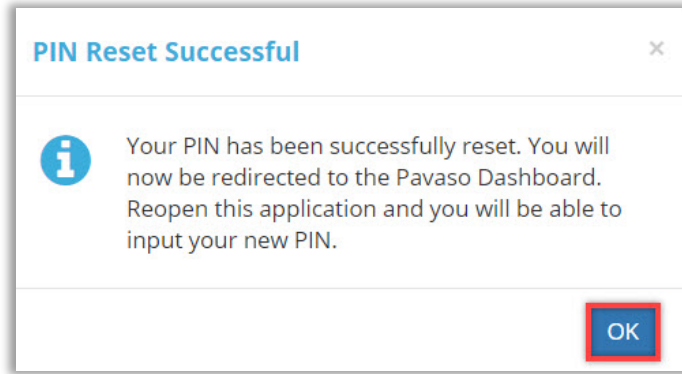
Log in to your Pavaso account.

Select the Digital Close icon. Select **Reset a forgotten PIN** underneath PIN input.

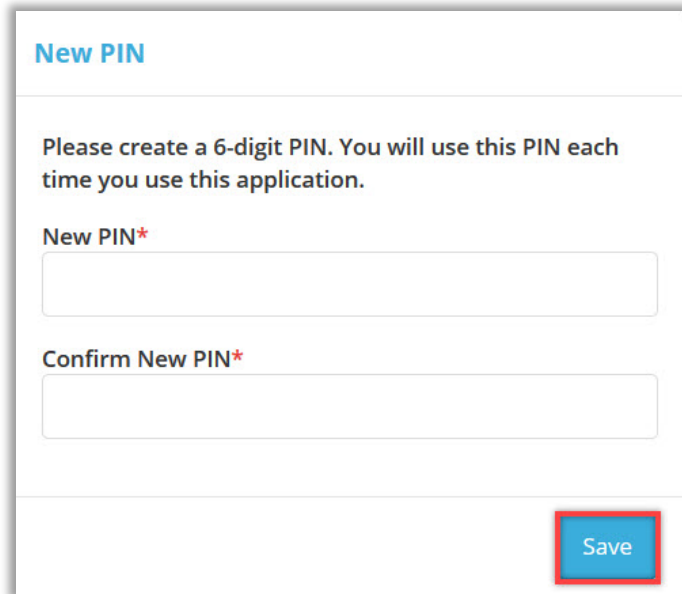


Confirm you would like to reset your 6-digit PIN by selecting the **Reset** button and then **OK**.






You will be redirected back to your home screen. Re-open the digital closing application, and you will now be prompted to create a new 6-digit PIN. Type your new PIN and select **Save**.





You will receive a confirmation email prompting you to reset your PIN.



NOTE: Be sure to remember your PIN! You will need it at your upcoming closing.

Pavaso Support

Business Hours: Monday – Friday 7:00 am – 8:00 pm CST

Email: support@pavaso.com

Phone/ Closing Hotline: (866) 288-7051, Option 3

24/7 Online Help Library: Log into your Pavaso account and click on “Help” next to your name.

