



Pavaso Remote Online Notarization* (RON) Training

Below are high-level steps for RON training. Further information is provided during training sessions.

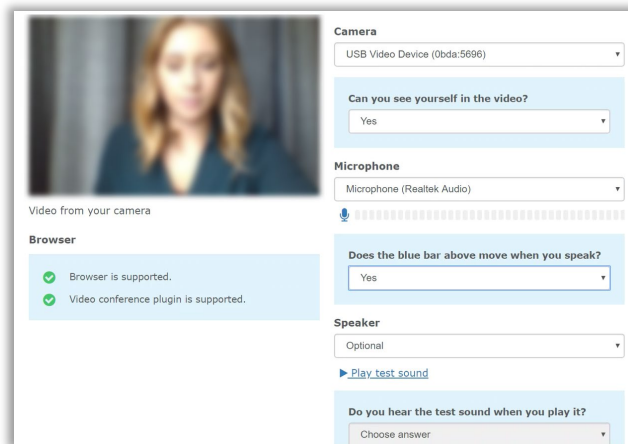
Pavaso, Inc.

Identity Proofing and Credential Analysis

Before a RON closing can occur, the notary must:

- Register as a Pavaso eNotary*
- Confirm RON is allowed in the county/state where the closing is occurring
- Confirm RON is accepted by all parties on the transaction
- Meet all criteria to be able to perform RON closings (certifications, forms, etc.)

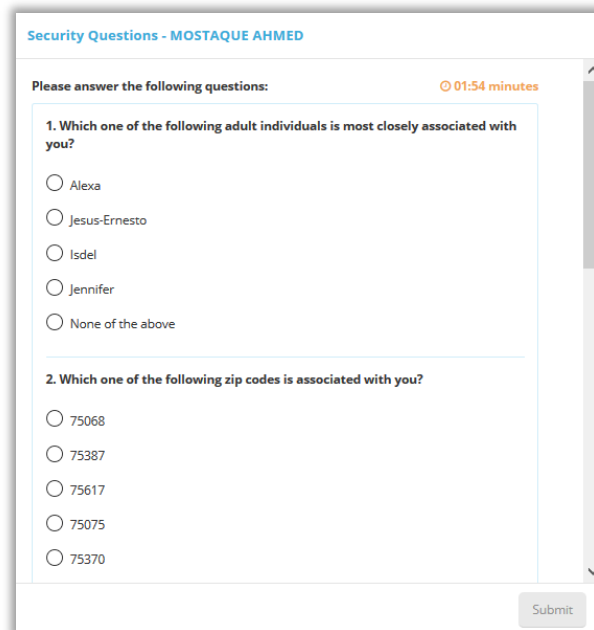
Working microphone, speakers, and camera are required for all parties.



The screenshot shows a video conferencing interface with the following sections:

- Camera:** A video feed of a woman is shown on the left. To the right, a dropdown menu shows "USB Video Device (0bda:5696)". Below it is a question "Can you see yourself in the video?" with a "Yes" dropdown.
- Microphone:** A dropdown menu shows "Microphone (Realtek Audio)". Below it is a question "Does the blue bar above move when you speak?" with a "Yes" dropdown.
- Browser:** Two green checkmarks indicate "Browser is supported." and "Video conference plugin is supported."
- Speaker:** A dropdown menu shows "Optional". Below it is a link "▶ Play test sound" and a question "Do you hear the test sound when you play it?" with a "Choose answer" dropdown.

Consumers must answer a series of five security questions based on their personal information. The consumer has two attempts to pass. If the consumer fails, they must wait 24 hours before attempting the questions again. There is a two-minute time limit to complete the security questions.

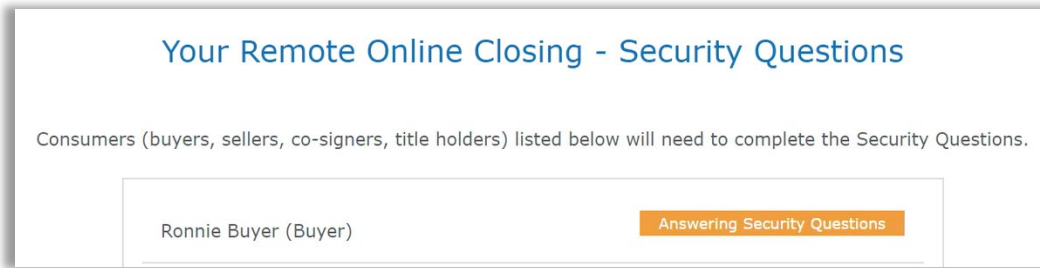


The screenshot shows a "Security Questions - MOSTAQUE AHMED" interface. It includes a timer showing "01:54 minutes" and two questions:

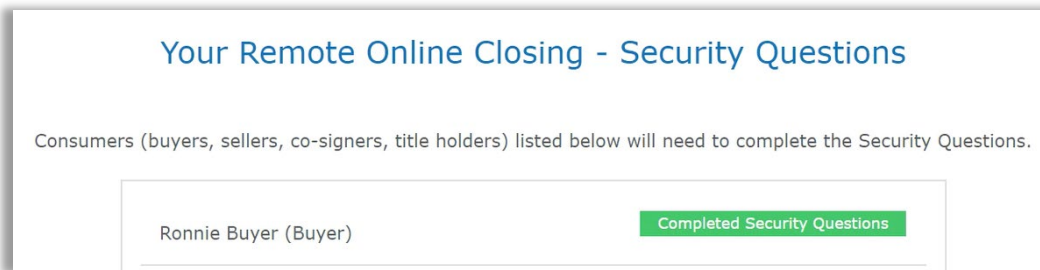
- 1. Which one of the following adult individuals is most closely associated with you?**
 - Alexa
 - Jesus-Ernesto
 - Isdel
 - Jennifer
 - None of the above
- 2. Which one of the following zip codes is associated with you?**
 - 75068
 - 75387
 - 75617
 - 75075
 - 75370

A "Submit" button is located at the bottom right of the form.

Notary view while consumer completes security questions.



Notary view when consumer passes security questions.



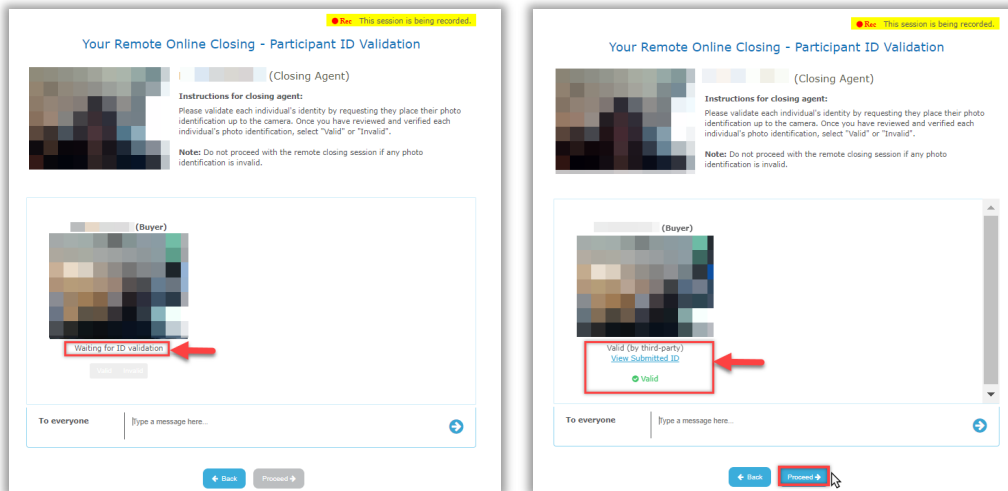
Notary view when consumer fails security questions. If the consumer fails, the RON closing cannot proceed.



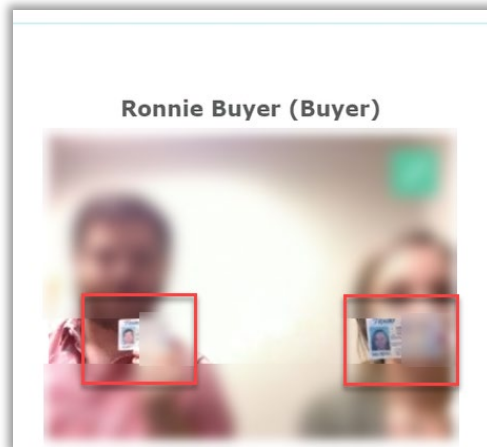
Consumer ID verified via third-party authenticator.



Notary view once ID has been authenticated and can view a copy.



Notary and consumers are also visible via webcam.



RON closing is recorded and stored in the order for later access if necessary.

Journal Entries		
Journal Entries	06/25/2019	Download
Remote Closing Session Videos		
1316774_06-25-2019_134155	06-25-2019	Download

For questions or additional assistance, please contact your Implementation lead.

*Due to state law or regulation or both, electronic notarization and remote online notarization are not available in all areas.

Pavaso, Inc. All rights reserved. This document, its content and its materials, in any form or media, is proprietary and confidential and shall be considered the sole property of Pavaso. It may not be copied, distributed or reproduced in whole or in part, nor transmitted to any third party without Pavaso's prior written consent. Pavaso makes no express or implied warranty respecting the information presented and assumes no responsibility for errors or omissions.